

Online Teaching: Calendar



Setting up your space




Objectives

- Learn about some features of Zoom that allow for an interactive and visually accessible meeting
- Learn how to use SMART Notebook as a tool to create online lessons
- Our lesson focus will be on smaller group or 1:1 settings


Platform Choice

Zoom



- Free for BC Educators with many features
- Security measures increased
- Remote control of mouse
- Closed caption options
- Make it Fun! – Embedded Reactions/ Virtual backgrounds

Smart Notebook



- Smart board application that you may already implement in the classroom
- Pre-made lessons to utilize
- Free trial or free from your district
- Can edit lessons in many ways
- Can lock and unlock moveable content
- Can also use other online game platforms or downloaded programs



Zoom: Enabling New Features

Zoom.us/

→ Sign In

PERSONAL

Profile

Meetings

Webinars

Recordings

Settings

ADMIN

> User Management

> Room Management

> Account Management

> Advanced

Meeting

Recording

[Schedule Meeting](#)

In Meeting (Basic)

In Meeting (Advanced)

Email Notification

Other

Polling

Add 'Polls' to the meeting controls. This allows the host to survey the attendees.



Remote control

During screen sharing, the person who is sharing can allow others to control the shared content



Nonverbal feedback

Participants in a meeting can provide nonverbal feedback and express opinions by clicking on icons in the Participants panel.



Closed captioning

Allow host to type closed captions or assign a participant/third party device to add closed captions



Virtual background


Allow users to replace their background with any selected image. Choose or upload an image in the Zoom Desktop application settings.



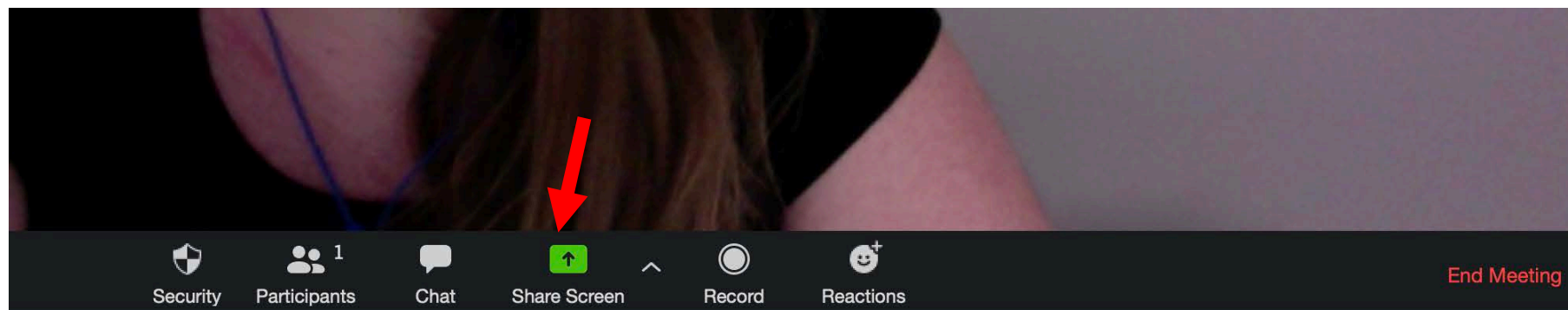
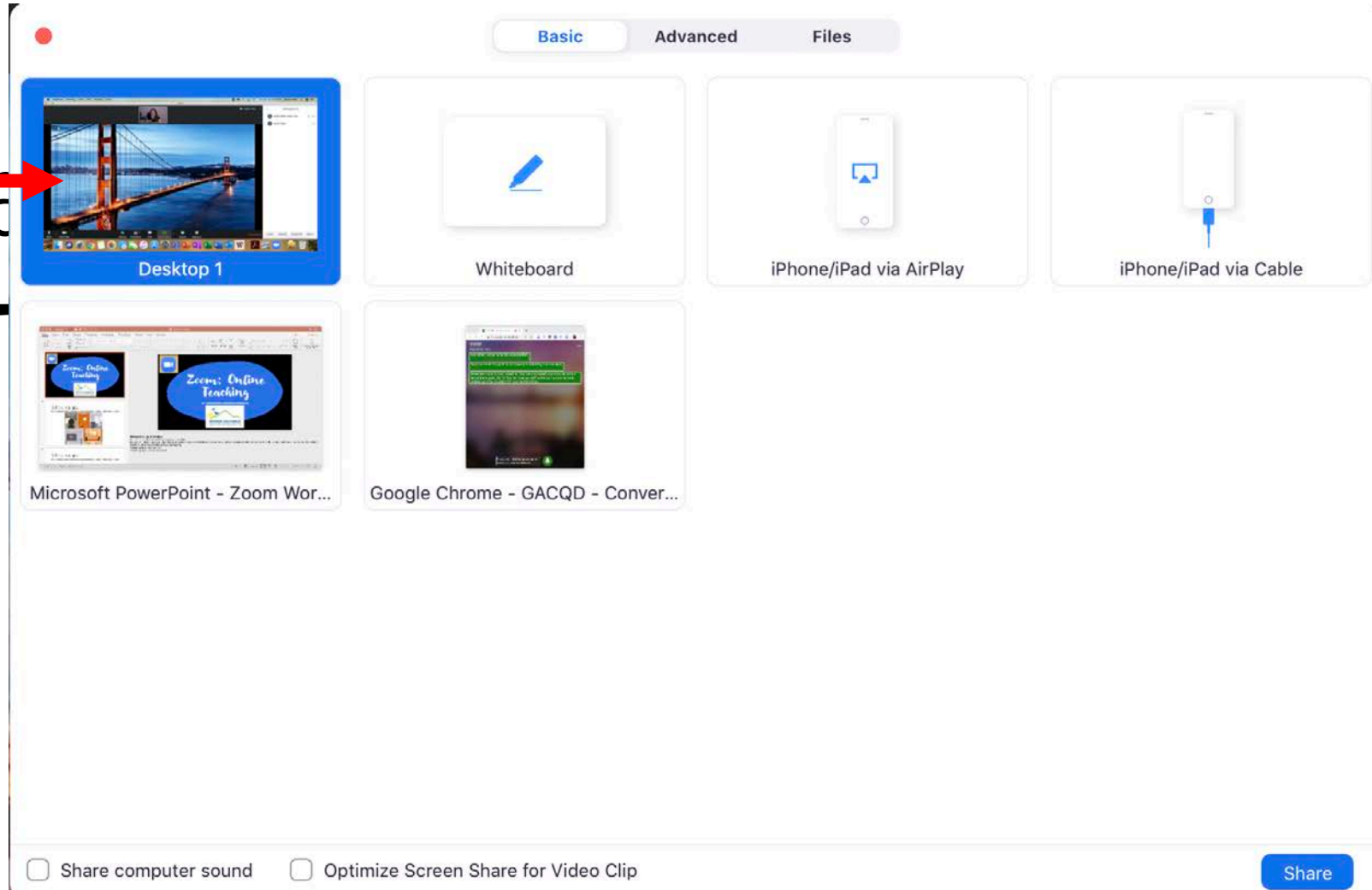
Waiting room

When attendees join a meeting, place them in a waiting room and require the host to admit them individually. Enabling the waiting room automatically disables the setting for allowing attendees to join before host.





Zoom: Re




Mute Stop Video Security Participants 2 New Share Pause Share Annotate Remote Control More

ID: 768-0225-2661 Stop Share

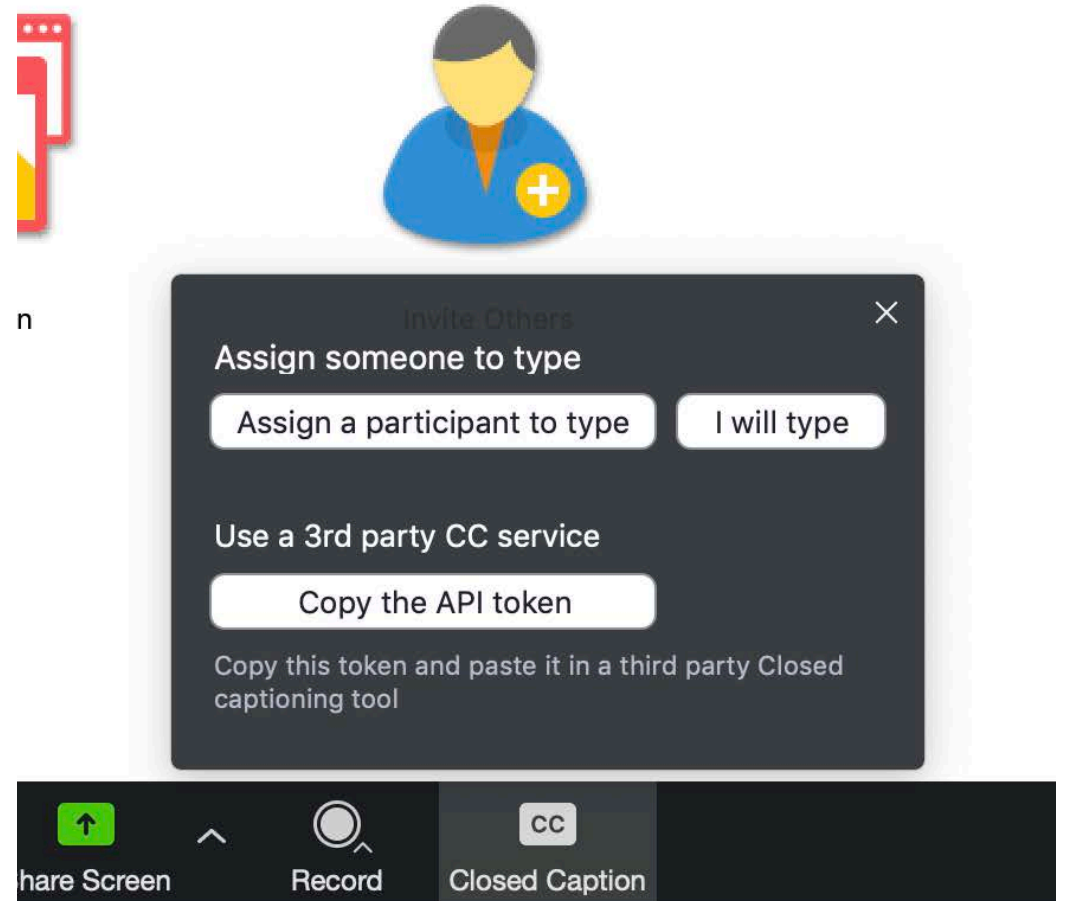
Auto accept all requests
Give Mouse/Keyboard Control to
Alana Haller


ings) 81 A A A x₂ AV Aa A Convert to SmartArt Pictu



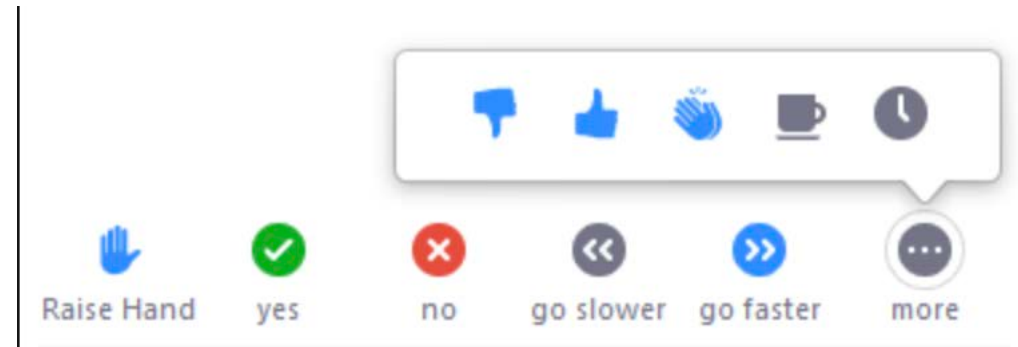
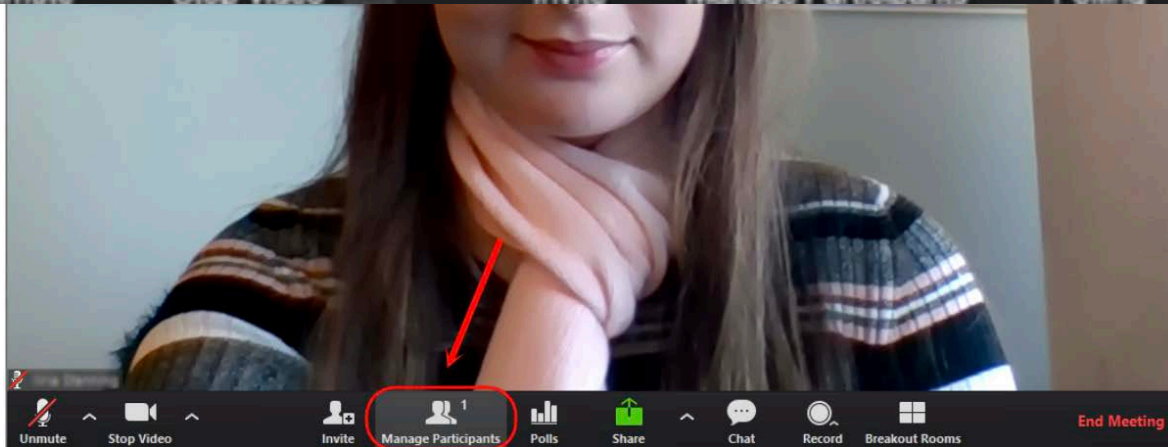
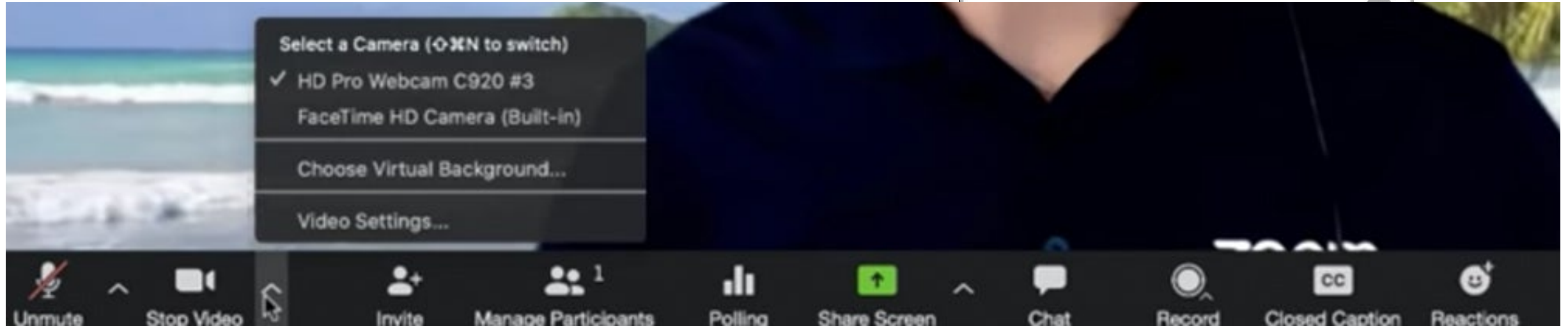
Zoom: Closed Captions

- Meeting host must turn on to enable the button for participants
- No automatic captioning feature (someone must type the captions)
- See Zoom Workshop for more info





Zoom: Reactions and Virtual Backgrounds





SMART Notebook: Download the Program

To Download:

- <https://support.smarttech.com/downloads/notebook>

Account Information:

- SMART Notebook at home:
 - SMART account email setup by your district
 - Product Key shared by your district
 - Free trial version - 45 days

SMART Learning Suite subscription downloads



Access your
SMART
Learning Suite
subscription



Start a free trial
of SMART
Learning Suite
(includes

Free classroom resources

Get activities, games and SMART Notebook lessons created by teachers for teachers



All Grades ▾

All Subjects ▾

Search

Featured

[+ See more](#)

Self-Efficacy

A positive learning environment allows for the exploration of self, where persistence, resilience and self-empowerment are the results.

Self Efficacy

shared by: SMART in the A...

WICOR

WICOR is teaching and learning strategies to engage in understanding and applying ideas at more complex levels. WICOR supports learning in all content areas.

WICOR Strategies

shared by: SMART in the A...

Book Review

Today I read:

How many stars would you give your book?
Drag the yellow star over to rate your book.



Book Review

shared by: SMART Technol...

Reader Response



Reader Response

shared by: SMART Technol...

What makes you wonder?

For all the activities on this Wonderopolis page, you will read about a wonder from the Wonderopolis website. Click on the link below to go directly to the site.



Wonderopolis

shared by: SMART Technol...



Dice and Card Mat...

shared by: SMART Technol...

Resources to navigate remote learning

To help navigate the potential impact of school closures due to COVID-19, SMART educators created a distance learning website with curated resources, lessons and webinars.

[Distance Learning Resources >](#)



SMART Notebook Lesson: Calendar

- Share my screen to model the lesson
- There will be no Closed Captions during the lesson
- I will give remote control of my mouse to some of you to demonstrate

Thank you!

Alana Haller

Email me: alana@popdhh.ca

